



Annual Report


Mid-Ohio Foodbank

FISCAL YEAR 2018

JULY 1, 2017 - JUNE 30, 2018



IT'S NOT MY DAY TO EAT



Dear Friends,

Mid-Ohio Foodbank feeds families every day, but there's one whose story I'll never forget. A mom and 14 year old daughter were shopping a pantry when a volunteer noticed the daughter seemed restless and hungry. Pulling a peach from a bin, the volunteer offered it to the young woman but she politely refused. "It's not my day to eat." Her father works two jobs to support their family, while her mother cares for her aging parents and two other children. Yet, still they struggle. To stretch their food budget, each family member takes a day off eating every week. People are fed and lives improved because of your support. You help ensure that every day is a day to eat for children and families across eastern and central Ohio.

With gratitude,

Matt

Matt Habash, President & CEO

MID-OHIO FOODBANK ANNUAL REPORT FISCAL YEAR 2018

We are connecting our hungry neighbors with nutritious food, stabilizing families today, while helping them access resources tomorrow so they can thrive for a lifetime.

Within these pages you will find a wealth of numbers and facts we have gathered to inform you on how your dollars are invested and the impact of that investment. Your generous donations go far and wide throughout the 20 counties in our combined work ending hunger. We are excited to share these statistics with you and for you to share them with others.

MISSION

TO END HUNGER ONE
NOURISHING MEAL AT A
TIME WHILE CO-CREATING
COMMUNITIES WHERE
EVERYONE THRIVES.

VISION

A HUNGER-FREE AND
HEALTHIER COMMUNITY.

**IN 1980,
240k MEALS A YEAR**

**LAST YEAR,
140k MEALS A DAY**

THE EFFICIENCY OF MID-OHIO FOODBANK

FOR EVERY
\$1 DONATED

WE CAN HELP PROVIDE UP TO
\$10 WORTH OF GROCERIES

ON OUR ROADS



Advanced Logistics

A big part of Mid-Ohio Foodbank's work is gathering and distributing food. You could say we are an advanced logistics organization. We strive to get the **right food to the right place at the right time.**

- 22 TRUCKS IN OUR FLEET
- OUR TRUCKS NAVIGATED
408,773 MILES
- TOTAL COST TO TRANSPORT FOOD
GAS, REPAIR & DRIVERS FOR PICK UP AND DELIVERY
\$1,379,425.96

ON OUR SITE



3960 Brookham Drive

In 2009, Mid-Ohio Foodbank moved into a mattress factory which was re-purposed into the Foodbank. Our building is LEED Gold Certified - very environmentally friendly and constructed from mostly recycled materials.

- DISTRIBUTION CENTER-204,000^{SQ. FT}
OR 3 FOOTBALL FIELDS
- OUR MINIMUM WAGE HAS BEEN
\$15 AN HOUR SINCE 2014
- OVER 10,000 VISITORS TO
OUR FACILITY MEETING SPACE
- OVER 12,000 VOLUNTEERS
WHO DONATED 71,130 HOURS

KROGER COMMUNITY PANTRY
Located on site, the Pantry is our learning lab.

300 FAMILIES SERVED
every 5 hour Pantry shift

ON OUR SLEEVES

GOVERNMENT OUTREACH

132 STATE LEGISLATORS **60** COUNTY COMMISSIONERS **9** UNITED STATES SENATORS/REPS

COUNTLESS MAYORS, CITY COUNCILS AND LOCAL OFFICIALS

COUNTY FAIR ANIMALS

73 HOGS DONATED **13** LAMBS DONATED **12** GOATS DONATED **1** STEER DONATED

Mid-Ohio Foodbank

OPERATION
feed

9,480,175

MEALS RAISED THROUGH
annual corporate giving campaigns

\$9,000

IN MERCHANDISE
sold at our on-site store



14,025 Twitter Followers

13,473 Facebook Followers

2,214 Instagram Followers

DOUBLE
YOUR DONATION DAY

\$1.75
MILLION
raised - nearly
7 MILLION
MEALS

1,756

Phone Calls Taken

4,797

Credit Card Donations

65

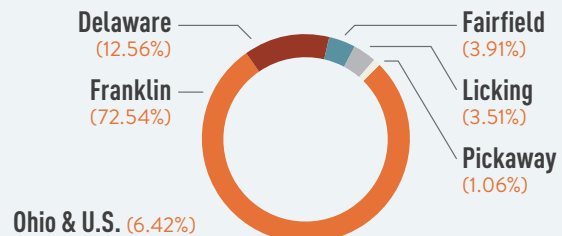
Walk-In Donations

246

Text-To-Donate

1,013

New Donors



7,978 DIFFERENT HOUSEHOLDS
served last year at the Pantry

26,901 UNIQUE INDIVIDUALS
served last year at the Pantry

URBAN FARMS OF CENTRAL OHIO

urbanfarmsofcentralohio.org

Urban Farms of Central Ohio, an initiative rooted in Mid-Ohio Foodbank, is dedicated to transforming vacant sites in under-served neighborhoods into productive, sustainable urban farms that provide food insecure residents access to fresh, local produce, jobs and job training, and opportunities for civic engagement.



- GREW AND DISTRIBUTED 28,544 LBS OF PRODUCE
- 18 STUDENTS IN OUR YOUTH JOB READINESS TRAINING PROGRAM
- AWARDED 13 URBAN FARM AND COMMUNITY GARDEN PROJECTS
\$154,000 IN GRANT FUNDING
- 2,340 VOLUNTEER HOURS ON THE FARM AND IN THE GARDEN
- 1,394 TRANSACTIONS OF PRODUCE TO 697 HOUSEHOLDS
- 12 LOCAL RESTAURANTS PURCHASED OUR FARM PRODUCE

SOUTH SIDE ROOTS

southsideroots.org

Located inside Reeb Avenue Center and operated by Mid-Ohio Foodbank, we work with other nonprofit organizations to better serve the whole person through a Cafe, Catering, Fresh Foods Market, Kitchen, Weekly Community Meal and Kids Cafe Program.



- 2,100 MEALS AND 750 HEALTHY SNACKS COOKED DAILY
FOR DAYCARE CENTERS AND SCHOOLS
- 400 KIDS MEALS A DAY FOR REEB AVENUE CENTER
- 18 GRADUATES FROM TRANSITIONAL LOW INCOME JOB PROGRAM
- ALL 18 GRADUATES RETURNED TO VOLUNTEER AT ROOTS
- 157 ADULT MEALS AND 45 KIDS MEALS SERVED AND PROVIDED EVERY
TUESDAY NIGHT THROUGHOUT THE YEAR

IN OUR NEIGHBORHOODS

20 county footprint

Through our network of not-for-profit partner agencies, we are able to work together to effectively respond and support the unique hunger challenges facing Ohio communities.

- 680 PARTNER AGENCIES
PANTRIES, SOUP KITCHENS, DAY CARE CENTERS, SHELTERS, AFTER SCHOOL PROGRAMS, SENIOR SITES, ETC.
- ENOUGH FOOD FOR
- 140,000 MEALS EACH DAY
- 32 MILLION POUNDS OF PRODUCE
- 66 MILLION TOTAL POUNDS OF GROCERIES LAST YEAR
- 52% OF SERVICES OCCUR IN FRANKLIN COUNTY
- 74% OF SERVICES GO TO A HOUSE WITH AT LEAST (1) CHILD OR SENIOR
- OVER 95% OF PARTNER PANTRIES UTILIZE OUR PANTRYTRAK SOFTWARE TO TRACK/REPORT SERVICES

WORKING IN COMMUNITY

Mid-Ohio Foodbank is the largest of 12 Feeding America member food banks operating in Ohio and the 5th largest produce distributing food bank in the US*. We serve 20 central and eastern counties.



| | |
|-----------|-----------|
| Belmont | Licking |
| Coshocton | Madison |
| Delaware | Marion |
| Fairfield | Monroe |
| Fayette | Morrow |
| Franklin | Muskingum |
| Guernsey | Noble |
| Harrison | Pickaway |
| Jefferson | Ross |
| Knox | Union |


*Statistics based on most current Feeding America reports.

20 COUNTY
FOOTPRINT

OVER 50% OF THE FOOD
WE DISTRIBUTE IS FRESH

“What would my family do without this Produce Market?” Justine visits the St. Paul’s Produce Market in Waldo every month to get fresh veggies for her family. Her three growing kids gobble up the bananas, apples and oranges she brings home for after school snacks. With help from market staff and volunteers, Justine learns different ways to cook fresh vegetables like squash and cauliflower so she can put different healthy foods on the dinner table. Her husband works two jobs, but feeding five people stretches the budget and produce becomes unaffordable. Thanks to the market, the family has fresh food to keep them healthy and growing.

FOR OUR NEIGHBORS



Life happens

Most people don’t ever want to go to a food pantry. Thirty-six percent come only once. They’re coming when life happens. There are a lot of people we are still not serving. We need to get more fresh, nutritious food into more homes faster. We are encouraging families to come more often to get fresh food – to come throughout the month to help stretch their budgets, rather than waiting until the end of the month when food and funds run out.

OVER 525,000
PEOPLE SERVED LAST YEAR

MORE THAN HALF
OF THOSE SERVED ARE
CHILDREN & SENIORS

1 IN 4
OHIO CHILDREN AND
1 IN 6
OHIOANS ARE
AT RISK OF HUNGER

HARD CHOICES

69% choose between
utilities or food

55% choose between
rent or food

5% of those we serve are homeless
1 in 5 are homeowners



70% OF THOSE WHO
RECEIVE FOOD ASSISTANCE

VISIT 5 TIMES
OR LESS A YEAR

FOOD IS HEALTH

Food Matters. Nutritious Food Matters More

We know that Food Is Health, and that food-insecure families have a greater risk for costly diseases like diabetes and hypertension – diseases that can be mitigated through access to healthy foods. Because, as a recent survey of clients at Foodbank Pantries and Produce Markets showed, 80% of the people we serve say that cost is the biggest barrier in accessing fresh food. 89% of those same individuals surveyed said that they increased their consumption of fruits and vegetables by an average of 1 to 2 cups a day, leading to healthier outcomes. This year, over 50% of the food we distributed was fresh – produce, meat, dairy, grains. We also know at least **14 billion pounds of food are left in the field or go unsold every year.**

- PEOPLE WHO ARE
FOOD INSECURE ARE 32%
MORE LIKELY TO BE OBESE

(SOURCE: CENTERS FOR DISEASE CONTROL AND PREVENTION)

- FOOD INSECURE ADULTS
ARE AT A 49% INCREASED
RISK FOR DIABETES

(SOURCE: CENTERS FOR DISEASE CONTROL AND PREVENTION)



ON OUR MINDS

Missing meals

Based on comprehensive research, we know that our hungry neighbors who live at or below 200% the poverty line* are still missing 69 million meals a year in Franklin County alone and 145 million meals across our 20-county footprint.

MID-OHIO FOODBANK MISSING MEALS INDEX

20 COUNTY FOOTPRINT

TOTAL MEALS NEEDED PER YEAR

3 meals a day, 365 days a year

857,145,195



MEALS PURCHASED

personal income spent on food

417,857,652

49%

GOVERNMENT RESOURCES

meals provided through public support

248,728,187

29%

CHARITABLE RESOURCES

meals provided by non-profits, etc.

45,647,664

5%

NUMBER OF MISSING MEALS

missing meal gap

144,911,693

17%

780,000

People living under 200%
of poverty* are missing

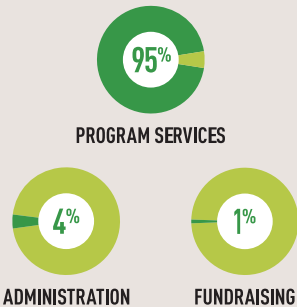
52
DAYS
of eating
a year*

*2017 poverty guidelines show that an annual household income for a house of 3 below 200% poverty is \$40,840.

MANAGING RESOURCES

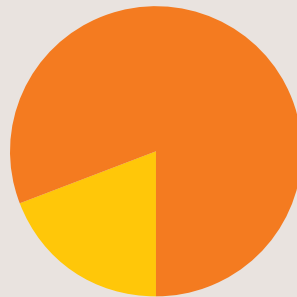
TO BEST SUPPORT OUR HUNGRY NEIGHBORS | JULY 1ST, 2017 - JUNE 30TH, 2018

HOW WE USE OUR RESOURCES



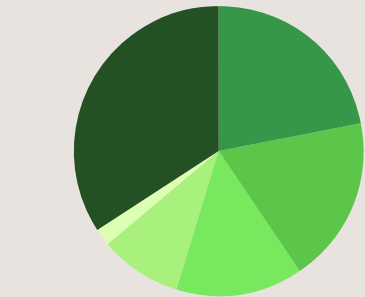
| | |
|------------------|---------------------|
| PROGRAM SERVICES | \$81,749,558 |
| ADMINISTRATION | \$4,035,914 |
| FUNDRAISING | \$1,380,447 |
| TOTAL | \$87,165,919 |

SOURCES OF SUPPORT



| | |
|----------------|---------------------|
| FOOD VALUE | \$66,819,278 |
| MONETARY VALUE | \$20,918,513 |
| TOTAL | \$87,737,791 |

MONETARY SUPPORT



| | |
|--------------------|---------------------|
| INDIVIDUALS | \$6,852,701 |
| EARNED INCOME | \$4,626,627 |
| CORP & FOUNDATIONS | \$4,328,096 |
| OPERATION FEED | \$2,179,277 |
| GOVERNMENT | \$2,469,190 |
| OTHER | \$462,622 |
| TOTAL | \$20,918,513 |

| | |
|---------------------------------|--------------|
| CHANGE IN NET ASSETS | (\$571,872) |
| NET ASSETS AT BEGINNING OF YEAR | \$27,726,519 |
| NET ASSETS AT END OF YEAR | \$28,298,391 |

2018 BOARD OF TRUSTEES

Chair
RICK REMIKER
Huntington National Bank

Vice Chair
LARALYN SASAKI DEARING
Laralyn & Associates LLC

Secretary/Treasurer
AMY GILMORE
IGS Energy

REV. VIRGINIA LOHMANN BAUMAN
St. John's United Church of Christ

THERESA HARRIS
TMH Solutions

MYSHEIKA ROBERTS, M.D.
Columbus Public Health

JON A. CARDI
Safelite AutoGlass

MICHAEL (CASEY) HERMAN
PricewaterhouseCoopers LLC

RICH ROSEN
Indigo Strategies

MICHELLE CHRISTENSEN
Big Lots Inc.

BRIAN JEPSON
OhioHealth West Market

JOSH SELL
Wendy's QSCC

MARVIN CLAYTON
L Brands

TOM KATZENMEYER
Greater Columbus Arts Council

MARK STEWART
Stewbean Productions LLC

DANIEL CREEKMUR
Columbia Gas of Ohio

THOMAS L. KIRKPATRICK
American Electric Power

ARIANA ULLOA-OLAVARRIETA
Ohio University

NICK DAVIS
Singularity University

AMY MCCORMICK
The Kroger Co.

KIRT WALKER
Nationwide

JARED DEVORE
Ex Officio Member
OSU Fisher College of Business

BOBBY D. MOSER
The Ohio State University,
Emeritus

GREGORY P. ZUNKIEWICZ
Edward Jones



Mid-Ohio Foodbank

3960 Brookham Drive
Grove City, OH 43123
www.midohiofoodbank.org

614.277.FOOD (3663)

development@midohiofoodbank.org | info@midohiofoodbank.org



Please visit our website to see the many generous donors and supporters
who help Mid-Ohio Foodbank feed our community everyday.

midohiofoodbank.org/2018report

Designed in-house by



Mid-Ohio Foodbank

FEEDING
AMERICA